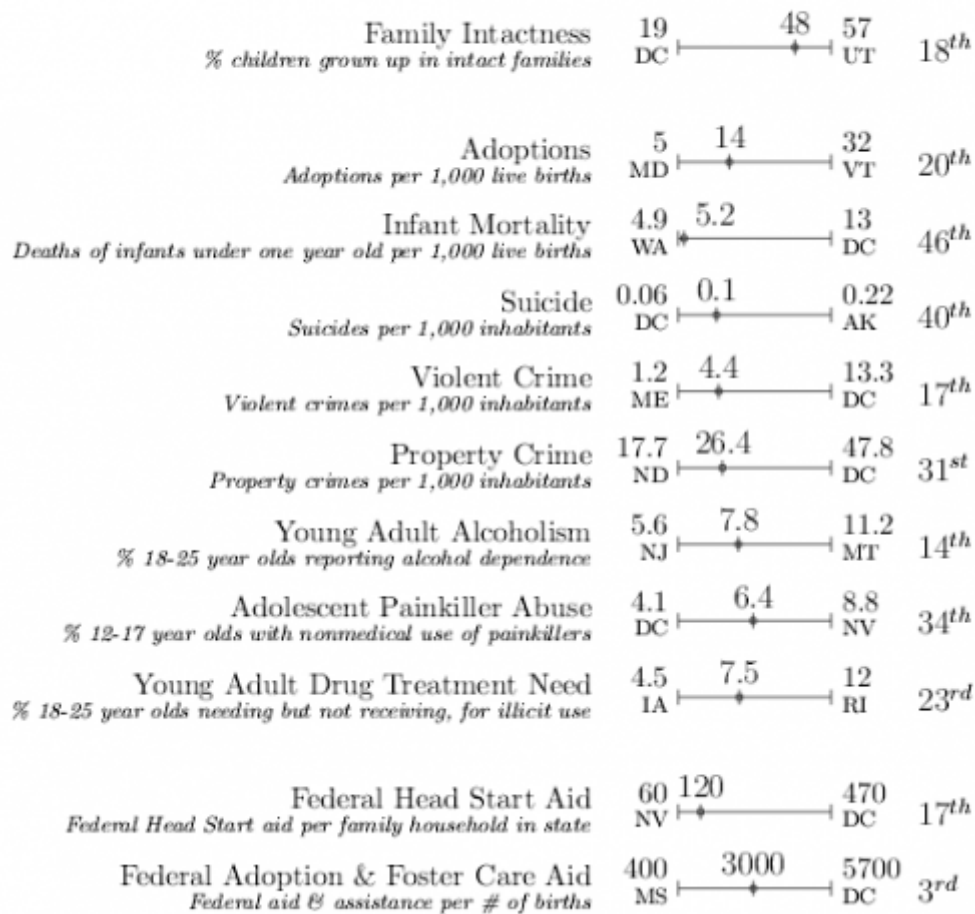




Significant outcomes: Location between states at the extremes followed by state ranking, for California



## 2.1 Youth Outcomes

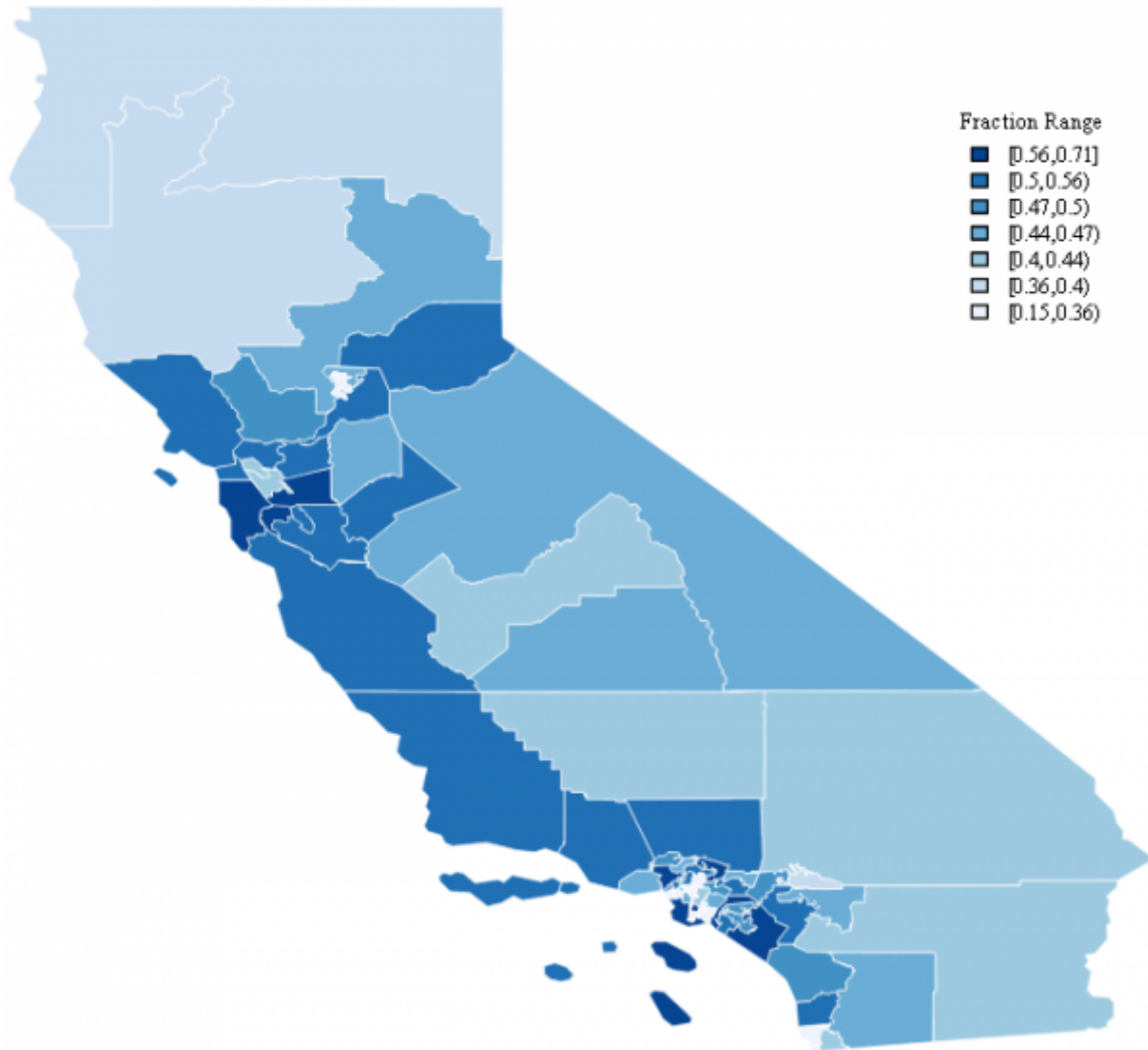
Youth Outcomes	California	Weakest State	Strongest State
Graduation rates (high school)	71.2	51.3 (NV)	89.6 (WI)
NAEP reading scores (eighth grade)	253	251 (MS)*	274 (MA)
Child poverty (percent in)	20%	31% (MS)	11% (NH)
Births to unmarried teenagers (percent of)	7.7%	14.1% (MS)	5.3% (UT)

## 3. Mapping California

See [Effects of Family Structure on Policy Outcomes](#)

### 3.1 Family Intactness

#### Fraction of Families Intact



### 3.2 Teenage Out-of-Wedlock Births

Fraction of **teenage out-of-wedlock births** out of all births

### 3.3 High School Graduates

Fraction of 19- to 20-year-olds who are **high school graduates**

### 3.4 Employment

Fraction of 25- to 54-year-old **men working**

### 3.5 Earnings

Average **earnings** per 25- to 54-year-old male

### 3.6 Homeowners

**Fraction of households owning a home**

### 3.7 Poverty

See [Effects of Family Structure on Poverty](#)

**Fraction of the overall population below poverty**

**Fraction of 25- to 54-year-old females below the poverty line**

**Fraction of minors below the poverty line**

### 3.8 Government Dependence

See [Effects of Family Structure on Government Dependency](#) and [Effects of Welfare on Families](#)

**Fraction of households receiving food stamps**

**Average TANF and State Welfare Transfers per 25- to 54-year-old females**

**Average Social Security Disability Income (SSDI) per 25- to 54-year-olds**

**Average Social Security Disability Income (SSDI) per 25- to 54-year-old male**

**Average Supplemental Security Income (SSI) per 25- to 54-year-old male**

**Average Supplemental Security Income (SSI) per 25- to 54-year-old female**

### 3.9 Healthcare


See [Effects of Family Structure on Healthcare Coverage](#)

**Fraction of 25- to 54-year-olds receiving public healthcare**

**Fraction of minors receiving public healthcare**

**Fraction of 25- to 54-year-olds covered by private healthcare**

**Fraction of minors covered by private healthcare**



From:  
<http://marripedia.org/> - **Marripedia**

Permanent link:  
[http://marripedia.org/state\\_of\\_the\\_family\\_in\\_california?rev=1444014786](http://marripedia.org/state_of_the_family_in_california?rev=1444014786)

Last update: **2015/10/04 20:13**

